

# 28 200m Backstroke Women Final

Official

NZR

Open New Zealand Long Course Record

2:09.13 2009-12-15

Melissa Ingram  
AK

18yr  
NZR

18 Years New Zealand Long Course Record

2:12.65 2008-07-04

Penelope Marshall  
AK

17yr

17 Years New Zealand Long

2:12.31 2012-02-22

Sophia Batchelor

Show more

☰ Qualified

1 2 Heats

📄 Summary

## 1 Final 13 years, 1 (5)

heat

Started at: 05:13 PM

Official

Lane	Competitor	Age	Club	RT	PTS	Rank	Result
0	Stella Harper	13	Wan...	+0.64		7	2:37.25 Entry: 2:38.61
	50m: 36.79		100m: 1:17.03 (40.24)				150m: 1:57.78 (40.75)
	200m: 2:37.25 (39.47)						
1	Helena Yule	13	Phoe...	+0.65		5	2:30.99 Entry: 2:35.66
	50m: 35.17		100m: 1:13.63 (38.46)				150m: 1:52.68 (39.05)
	200m: 2:30.99 (38.31)						
2	Amber Lin	13	Nort...	+0.63		4	2:30.96 Entry: 2:34.09
	50m: 35.83		100m: 1:14.03 (38.20)				150m: 1:53.64 (39.61)
	200m: 2:30.96 (37.32)						
3	Alanna Rawson	13	St P...	+0.63		3	2:28.63 Entry: 2:33.10
	50m: 34.58		100m: 1:12.50 (37.92)				150m: 1:50.82 (38.32)
	200m: 2:28.63 (37.81)						
4	Jade Lyles	13	Phoe...	+0.65		1	2:26.29 Entry: 2:29.70
	50m: 34.91		100m: 1:12.17 (37.26)				150m: 1:49.48 (37.31)
	200m: 2:26.29 (36.81)						
5	Lusia Laa Ah Scha (V)	13	Dum...	+0.75		2	2:28.50 Entry: 2:30.96
	50m: 34.91		100m: 1:12.53 (37.62)				150m: 1:50.59 (38.06)
	200m: 2:28.50 (37.91)						
6	Cloris Ding	13	Unite...	+0.70		9	2:37.84 Entry: 2:33.75
	50m: 35.84		100m: 1:15.59 (39.75)				150m: 1:56.74 (41.15)
	200m: 2:37.84 (41.10)						
7	Addy Wairama	13	Here...	+0.63		6	2:33.36 Entry: 2:35.11
	50m: 35.21		100m: 1:14.35 (39.14)				150m: 1:53.80 (39.45)
	200m: 2:33.36 (39.56)						
8	Lara Bradford	13	Alex...	+0.67		8	2:37.56 Entry: 2:37.17
	50m: 35.66		100m: 1:15.41 (39.75)				150m: 1:57.15 (41.74)
	200m: 2:37.56 (40.41)						

9	Scarlett Wadham	13	Cart...	+0.63	10	2:38.38	Entry: 2:39.10
	50m: 35.01	100m: 1:15.58 (40.57)	150m: 1:58.45 (42.87)				
	200m: 2:38.38 (39.93)						



**2 heat** Final 14 years, 2 (5) Started at: 05:17 PM Official



Lane	Competitor	Age	Club	RT	PTS	Rank	Result
0	Madelene Van Vliet	14	Mt M...	+0.66		4	2:36.89 Entry: 2:41.86
	50m: 35.58	100m: 1:15.93 (40.35)	150m: 1:56.51 (40.58)				
	200m: 2:36.89 (40.38)						
1	Lauren Crawford	14	Porir...	+0.74		8	2:39.84 Entry: 2:39.52
	50m: 36.83	100m: 1:18.38 (41.55)	150m: 1:59.88 (41.50)				
	200m: 2:39.84 (39.96)						
2	Violet Carter	14	Ice B...	+0.75		4	2:36.89 Entry: 2:37.66
	50m: 36.48	100m: 1:16.57 (40.09)	150m: 1:58.16 (41.59)				
	200m: 2:36.89 (38.73)						
3	Mollie Tohaia	14	Puke...	+0.70		3	2:30.08 Entry: 2:32.54
	50m: 34.55	100m: 1:11.41 (36.86)	150m: 1:50.50 (39.09)				
	200m: 2:30.08 (39.58)						
4	Laura Menzies	14	Selw...	+0.65		1	2:22.62 Entry: 2:25.33
	50m: 33.68	100m: 1:09.12 (35.44)	150m: 1:46.07 (36.95)				
	200m: 2:22.62 (36.55)						
5	Arissa Liu	14	Phoe...	+0.62		2	2:26.50 Entry: 2:30.35
	50m: 33.50	100m: 1:09.73 (36.23)	150m: 1:48.16 (38.43)				
	200m: 2:26.50 (38.34)						
6	Erika Orbell	14	TBS...	+0.56		7	2:38.77 Entry: 2:37.22
	50m: 36.43	100m: 1:16.42 (39.99)	150m: 1:57.59 (41.17)				
	200m: 2:38.77 (41.18)						
7	Shyla Kennard	14	Aqua...	+0.64		6	2:36.96 Entry: 2:38.01
	50m: 36.00	100m: 1:16.67 (40.67)	150m: 1:58.04 (41.37)				
	200m: 2:36.96 (38.92)						
8	Bella McEntyre	14	Taieri...	+0.63		10	2:40.66 Entry: 2:40.60
	50m: 36.43	100m: 1:17.46 (41.03)	150m: 1:59.85 (42.39)				
	200m: 2:40.66 (40.81)						
9	Ella Lomax	14	Whar...	+0.65		9	2:40.13 Entry: 2:42.16
	50m: 37.11	100m: 1:17.88 (40.77)	150m: 1:59.72 (41.84)				
	200m: 2:40.13 (40.41)						


**3 heat** Final 15 years, 3 (5) Started at: 05:22 PM Official

Lane	Competitor	Age	Club	RT	PTS	Rank	Result
0	Niamh Quayle	15	Whar...	+0.67		9	2:37.09 Entry: 2:37.99

50m: 35.23      100m: 1:15.07 (39.84)      150m: 1:56.45 (41.38)  
200m: 2:37.09 (40.64)



**1**  **Marina Nadilo**      15  **Nga ...** +0.74      **7** **2:34.97**  
Entry: 2:35.22  
50m: 34.83      100m: 1:14.00 (39.17)      150m: 1:54.70 (40.70)  
200m: 2:34.97 (40.27)



**2**  **Ashley Lander**      15  **St P...** +0.69      **8** **2:36.68**  
Entry: 2:34.39  
50m: 36.92      100m: 1:16.58 (39.66)      150m: 1:57.22 (40.64)  
200m: 2:36.68 (39.46)

**3**  **Milan Glintmeyer**      15  **Coas...** +0.69      **1** **2:20.08**  
Entry: 2:28.16  
50m: 33.31      100m: 1:09.74 (36.43)      150m: 1:44.90 (35.16)  
200m: 2:20.08 (35.18)



**4**  **Bridie Quayle**      15  **Whar...** +0.72      **2** **2:21.30**  
Entry: 2:25.92  
50m: 33.72      100m: 1:10.25 (36.53)      150m: 1:46.63 (36.38)  
200m: 2:21.30 (34.67)

**5**  **Aimee McGivern**      15  **Phoe...** +0.68      **3** **2:26.94**  
Entry: 2:26.60  
50m: 34.94      100m: 1:11.63 (36.69)      150m: 1:49.48 (37.85)  
200m: 2:26.94 (37.46)

**6**  **Clara Delunel (V)**      15  **Dum...** +0.67      **5** **2:33.56**  
Entry: 2:33.84  
50m: 35.52      100m: 1:14.75 (39.23)      150m: 1:54.65 (39.90)  
200m: 2:33.56 (38.91)

**7**  **Brooke Speers**      15  **Gree...** +0.65      **4** **2:29.81**  
Entry: 2:34.49  
50m: 35.27      100m: 1:14.81 (39.54)      150m: 1:53.10 (38.29)  
200m: 2:29.81 (36.71)







**8**  **Ashlee Baars**      15  **Vikin...** +0.76      **6** **2:33.78**  
Entry: 2:36.44  
50m: 35.16      100m: 1:14.01 (38.85)      150m: 1:53.81 (39.80)  
200m: 2:33.78 (39.97)

**9**  **Rio Sasamoto**      15  **Enter...** +0.65      **10** **2:38.79**  
Entry: 2:39.18  
50m: 36.69      100m: 1:16.44 (39.75)      150m: 1:57.92 (41.48)  
200m: 2:38.79 (40.87)

#### **4** **Final 16 years, 4 (5)**

heat Started at: 05:26 PM









Official

Lane	Competitor	Age	Club	RT	PTS	Rank	Result
<b>0</b>	 <b>Mia Cain-Townley</b>	16	 <b>Nels...</b>	+0.70		<b>9</b>	<b>2:28.82</b> Entry: 2:29.43 50m: 34.75      100m: 1:12.06 (37.31)      150m: 1:50.47 (38.41) 200m: 2:28.82 (38.35)
<b>1</b>	 <b>Kate McLaren</b>	16	 <b>Troja...</b>	+0.73		<b>7</b>	<b>2:26.95</b> Entry: 2:27.52 50m: 33.91      100m: 1:11.49 (37.58)      150m: 1:49.67 (38.18) 200m: 2:26.95 (37.28)
<b>2</b>	 <b>Amelia Duff</b>	16	 <b>Unite...</b>	+0.57		<b>6</b>	<b>2:26.94</b> Entry: 2:26.84 50m: 34.14      100m: 1:11.53 (37.39)      150m: 1:50.11 (38.58) 200m: 2:26.94 (36.83)

3	Zoe Ennor	16	Here... +0.61	5	2:24.59 Entry: 2:26.19
	50m: 34.56	100m: 1:11.38 (36.82)	150m: 1:48.67 (37.29)		
	200m: 2:24.59 (35.92)				
4	Pippa Mihaka	16	Hamil... +0.63	1	2:16.37 Entry: 2:19.05
	50m: 31.83	100m: 1:06.52 (34.69)	150m: 1:42.07 (35.55)		
	200m: 2:16.37 (34.30)				
5	Breeze van Veldhuizen	16	Here... +0.68	2	2:21.70 Entry: 2:25.96
	50m: 33.52	100m: 1:09.22 (35.70)	150m: 1:45.73 (36.51)		
	200m: 2:21.70 (35.97)				
6	Anabel Scott	16	Swi... +0.67	3	2:22.22 Entry: 2:26.82
	50m: 32.45	100m: 1:08.91 (36.46)	150m: 1:45.84 (36.93)		
	200m: 2:22.22 (36.38)				
7	Holly Stanford	16	Gree... +0.64	4	2:22.64 Entry: 2:27.12
	50m: 33.07	100m: 1:09.52 (36.45)	150m: 1:46.53 (37.01)		
	200m: 2:22.64 (36.11)				
8	Annabel Grenfell	16	Nels... +0.64	8	2:28.01 Entry: 2:28.78
	50m: 34.77	100m: 1:12.33 (37.56)	150m: 1:50.28 (37.95)		
	200m: 2:28.01 (37.73)				
9	Anna McLaren	16	Troja... +0.66	10	2:34.83 Entry: 2:30.23
	50m: 34.88	100m: 1:13.44 (38.56)	150m: 1:53.61 (40.17)		
	200m: 2:34.83 (41.22)				

5 heat		Final 17-18 years, 5 (5)			Official		
Started at: 05:31 PM (+ 1 min)							
Lane	Competitor	Age	Club	RT	PTS	Rank	Result
0	Evie Skidmore	17	Troja... +0.73	10			2:36.26 Entry: 2:32.00
	50m: 35.94	100m: 1:15.17 (39.23)	150m: 1:55.77 (40.60)				
	200m: 2:36.26 (40.49)						
1	Talitha McEwan	18	Mt M... +0.63	4			2:19.18 Entry: 2:27.09
	50m: 33.06	100m: 1:08.48 (35.42)	150m: 1:44.14 (35.66)				
	200m: 2:19.18 (35.04)						
2	Savannah-eve Martin	17	Coas... +0.62	6			2:24.16 Entry: 2:25.81
	50m: 33.50	100m: 1:11.64 (38.14)	150m: 1:49.02 (37.38)				
	200m: 2:24.16 (35.14)						
3	Hanna Abdou	17	Whar... +0.58	1			2:16.89 Entry: 2:23.06
	50m: 32.93	100m: 1:08.23 (35.30)	150m: 1:43.13 (34.90)				
	200m: 2:16.89 (33.76)						
4	Anna McGowan	18	Nort... +0.73	5			2:19.86 Entry: 2:21.81
	50m: 32.48	100m: 1:07.91 (35.43)	150m: 1:44.31 (36.40)				
	200m: 2:19.86 (35.55)						
5	Liv Peebles	18	Nort... +0.60	3			2:18.36 Entry: 2:21.94
	50m: 31.64	100m: 1:07.16 (35.52)	150m: 1:42.86 (35.70)				

200m: 2:18.36 (35.50)

<b>6</b>	 <b>Isabelle Gibson</b>	17	 Club ... +0.70	<b>2</b>	<b>2:17.05</b> Entry: 2:23.46
	50m: 31.55 200m: 2:17.05 (34.92)	100m: 1:06.65 (35.10)	150m: 1:42.13 (35.48)		
<b>7</b>	 <b>Georgina Bell</b>	18	 Pirat... +0.59	<b>7</b>	<b>2:27.93</b> Entry: 2:26.04
	50m: 34.11 200m: 2:27.93 (37.69)	100m: 1:11.88 (37.77)	150m: 1:50.24 (38.36)		
<b>8</b>	 <b>Lucy Ellis</b>	17	 Whar... +0.58	<b>9</b>	<b>2:33.30</b> Entry: 2:30.02
	50m: 34.13 200m: 2:33.30 (40.52)	100m: 1:13.02 (38.89)	150m: 1:52.78 (39.76)		
<b>9</b>	 <b>Emma Wallace</b>	18	 Puke... +0.62	<b>8</b>	<b>2:31.18</b> Entry: 2:33.49
	50m: 33.68 200m: 2:31.18 (39.91)	100m: 1:11.60 (37.92)	150m: 1:51.27 (39.67)		